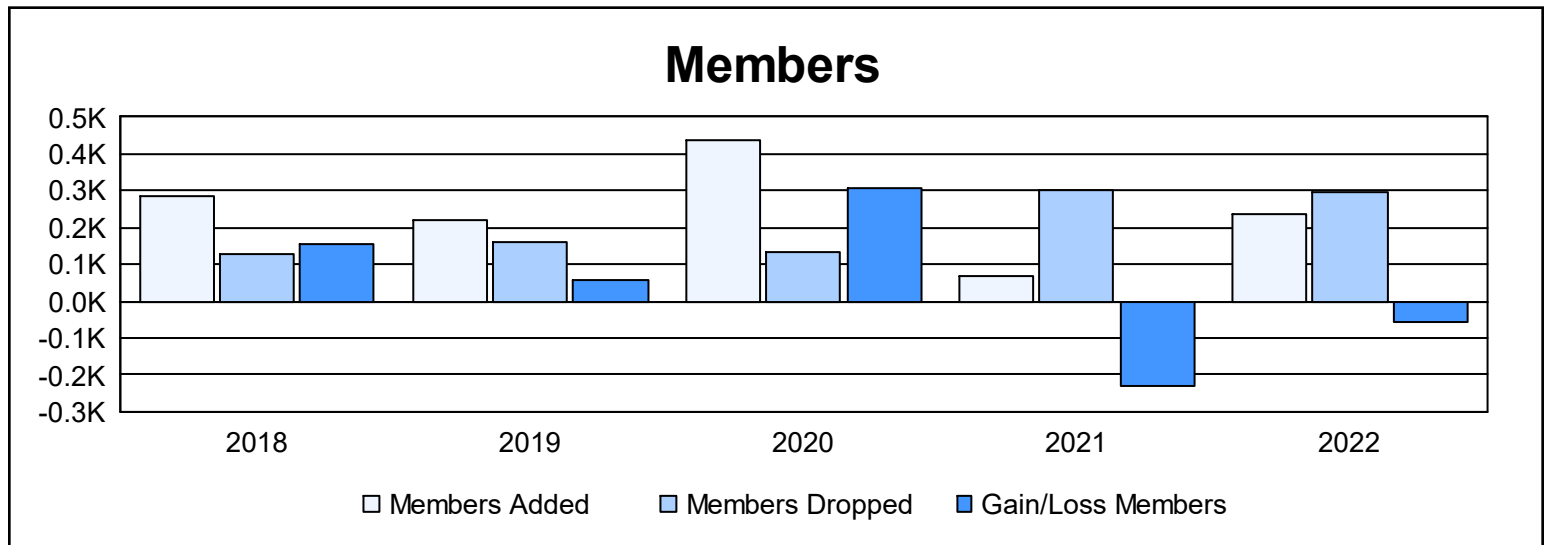
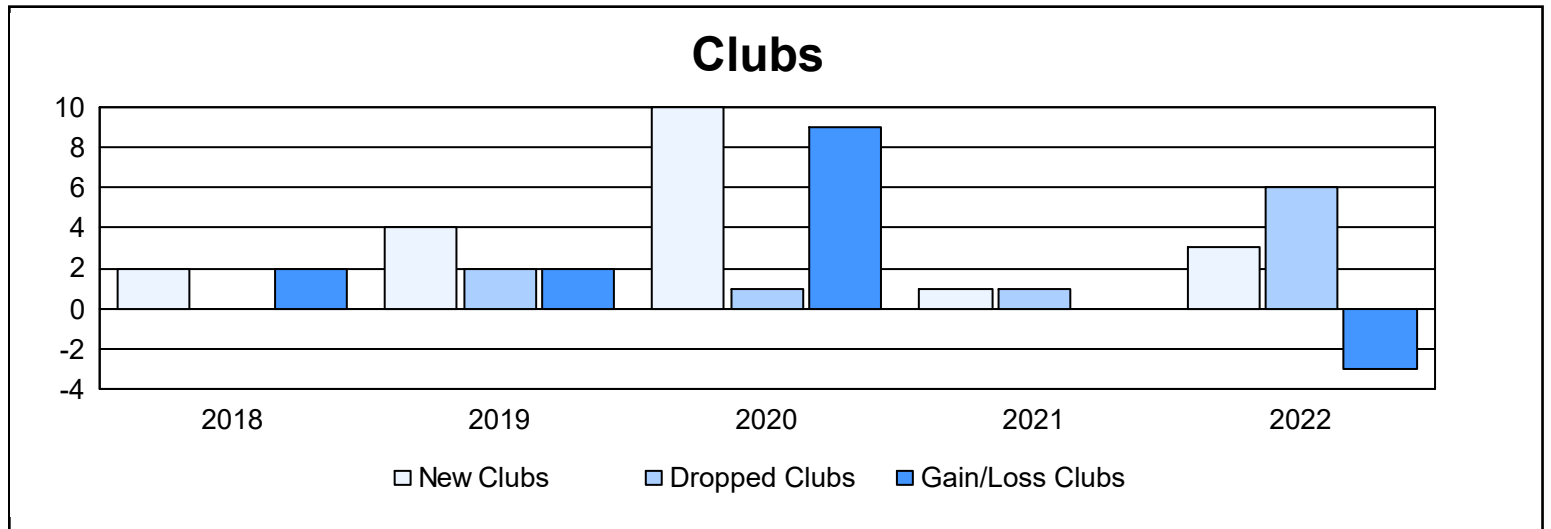
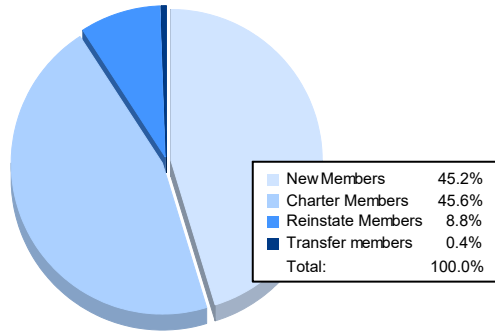


Year	New Clubs	Dropped Clubs	Gain/ Loss Clubs	New Members	Charter Members	Reinstate Members	Transfer Members	Total Member Added	Total Members Dropped	Gain/ Loss Members
2017-2018	2	0	2	207	61	3	12	283	130	153
2018-2019	4	2	2	101	115	2	2	220	161	59
2019-2020	10	1	9	183	248	6	2	439	133	306
2020-2021	1	1	0	47	20	0	0	67	299	-232
2021-2022	3	6	-3	108	109	21	1	239	297	-58
<b>Average</b>	<b>4</b>	<b>2</b>	<b>2</b>	<b>129</b>	<b>111</b>	<b>6</b>	<b>3</b>	<b>250</b>	<b>204</b>	<b>46</b>



### Membership Composition June 2022 Cumulative



### Gender Composition June 2022 Cumulative

